



















































































Summer 2014

Diet Name	Indications, Features and Benefits	Additional Benefits	Dry Diet	Wet Diet	Hill's®	Purina®	Iams®
<b>CARDIAC</b> <b>EARLY CARDIAC</b>	<b>Class I and II Heart Disease</b> • Precise levels of arginine, L-carnitine, taurine, sodium, protein, and EPA and DHA for heart health		 7.7 lb 17.6 lb		h/d		
<b>ANALLERGENIC™</b>	<b>Food Elimination Trial, Adverse Food Reactions, Food intolerance, Inflammatory Bowel Disease</b> • Formulated with low molecular weight peptides to reduce the risk of allergic food reactions • Formula and production process aimed at avoiding sources of food allergens • Optimal amounts of B vitamins and amino acids help maintain the skin's natural barrier effect • A synergistic complex of antioxidants to support cell health		 8.8 lb 19.8 lb				
<b>DERMATOLOGY</b>	<b>HYPOALLERGENIC HYDROLYZED PROTEIN ADULT HP</b>	<b>Adverse Food Reactions, Inflammatory Bowel Disease, and Exocrine Pancreatic Insufficiency</b> • Hydrolyzed soy protein, composed of low molecular weight peptides, is highly digestible and has very low antigenic potential • Single starch source - rice • Optimal amounts of B vitamins and amino acids help maintain the skin's natural barrier effect • EPA and DHA are long chain omega-3 fatty acids that promote a healthy skin and coat • Specific nutrient blend to help regulate intestinal transit and to help support the digestive flora	 7.7 lb 17.6 lb 25.3 lb	 13.7 oz	z/d ULTRA	HA	
			  12 oz 7.7 lb 17.6 lb		z/d Low Sensitivity	HA	
	<b>HYPOALLERGENIC HYDROLYZED PROTEIN ADULT PS</b>	<b>Adverse Food Reactions, Inflammatory Bowel Disease, and Exocrine Pancreatic Insufficiency</b> • All the features and benefits of HYPOALLERGENIC HYDROLYZED PROTEIN ADULT HP • Single starch source - potato	 8.8 lb 24.2 lb				
	<b>HYPOALLERGENIC HYDROLYZED PROTEIN MODERATE CALORIE</b>	<b>Adverse Food Reactions, Inflammatory Bowel Disease, and Exocrine Pancreatic Insufficiency in Dogs Prone to Weight Gain</b> • All the features and benefits of HYPOALLERGENIC HYDROLYZED PROTEIN ADULT HP • Reduced energy levels • Enhanced with L-carnitine	 7.7 lb 24.2 lb				
	<b>HYPOALLERGENIC HYDROLYZED PROTEIN SMALL BREED</b>	<b>Adverse Food Reactions, Inflammatory Bowel Disease, and Exocrine Pancreatic Insufficiency in Small Dogs (under 22 lbs)</b> • All the features and benefits of HYPOALLERGENIC HYDROLYZED PROTEIN ADULT HP • Contains nutrients to support healthy teeth	  8.8 lb				
<b>SELECTED PROTEIN</b> • <b>ADULT PD wet (Duck)</b> • <b>ADULT PR wet (Rabbit)</b> • <b>ADULT PV wet (Venison)</b> • <b>ADULT PW (Whitefish) canine wet only</b>	<b>Adverse Food Reactions and Inflammatory Bowel Disease</b> • The proteins in SELECTED PROTEIN formulas are rarely associated with adverse food reactions • Single meat protein source: Duck, Rabbit, Venison, or Whitefish • Single starch source Canine: Potato Feline: Pea • Optimal amounts of B vitamins and amino acids help maintain the skin's natural barrier effect • EPA and DHA help promote a healthy skin and coat		 13.6 oz	d/d		Skin & Coat Plus	
			 5.9 oz 5.6 oz	d/d		Skin & Coat Plus	
		  7.7 lb 17.6 lb 25 lb		d/d	DRM	Skin & Coat Plus	
<b>SELECTED PROTEIN</b> • <b>ADULT PD dry</b> • <b>ADULT PR dry</b> • <b>ADULT PV dry</b>	<b>Adverse Food Reactions and Inflammatory Bowel Disease</b> • All the features and benefits of SELECTED PROTEIN formulas • Meat protein source: Duck, Rabbit, or Venison • Additional protein source: Hydrolyzed soy • Single starch source Canine: Potato Feline: Pea	  8.8 lb 17.6 lb		d/d			
<b>SELECTED PROTEIN ADULT PW LARGE BREED</b>	<b>Adverse Food Reactions and Inflammatory Bowel Disease in Large Breed Dogs (over 55 lbs)</b> • All the features and benefits of SELECTED PROTEIN formulas • Single meat protein source: Whitefish • Single starch source: Potato • Glucosamine and chondroitin sulfate to maintain joint health	 26.4 lb					
<b>SELECTED PROTEIN ADULT PW MODERATE CALORIE</b>	<b>Adverse Food Reactions and Inflammatory Bowel Disease in Dogs Prone to Weight Gain</b> • All the features and benefits of SELECTED PROTEIN formulas • Single meat protein source: Whitefish • Single starch source: Potato • Reduced energy levels for dogs prone to obesity	 7.7 lb 24.2 lb					
<b>SKIN SUPPORT</b>	<b>Atopic Dermatitis and Contact Hypersensitivity</b> • Supplemented with curcumin, aloe vera, vitamin C, and taurine to help wound healing, decrease secondary bacterial infections, and decrease pruritus • Optimal amounts of B vitamins and amino acids help maintain the skin's natural barrier effect	  6 lb 16.5 lb 32 lb					
<b>VEGETARIAN</b>	<b>Adverse Food Reactions and To Aid in the Prevention of Urate Urolithiasis</b> • Unique blend of vegetable proteins • Enhanced levels of linoleic acid, zinc and biotin help to promote a healthy skin and coat • Helps to reduce the urinary excretion of purines	 17.6 lb	 13.6 oz				

\* Indication for growth only applies to dry diet  
\*\* ADULT PD only  
† ADULT PV only



























Diet Name	Indications, Features and Benefits	Additional Benefits	Dry Diet	Wet Diet	Hill's®	Purina®	Iams®
DIABETIC <b>DIABETIC™</b>	<b>Diabetes Mellitus</b> <ul style="list-style-type: none"> <li>Formulated to aid in the management of post-prandial blood glucose levels in diabetic dogs and cats</li> <li>Formulated with a reduced level of starch</li> <li>High protein content to help maintain muscle mass in overweight diabetic dogs and cats</li> </ul>		 7.7 lb  17.6 lb	 13.4 oz	w/d	DCO	Glucose & Weight Control Plus
			 4.4 lb	 3 oz	m/d	DM	Glucose & Weight Control Plus
GASTROINTESTINAL <b>GASTROINTESTINAL™ FIBER RESPONSE</b>	<b>Fiber Responsive Gastrointestinal Disease</b> <ul style="list-style-type: none"> <li>A combination of highly digestible proteins, prebiotics and EPA &amp; DHA helps support digestive health</li> <li>An optimal blend of insoluble and soluble fiber helps maintain intestinal health</li> <li>Eicosapentaenoic and docosahexaenoic acids help protect against inflammatory responses within the gastrointestinal tract</li> <li>A precise blend of antioxidants helps support a healthy immune system</li> </ul>		 8.8 lb  17.6 lb				
			 8.8 lb				
	<b>Acute and Chronic Gastroenteritis in Normal or Underweight Dog and Cats</b> <ul style="list-style-type: none"> <li>A combination of highly digestible proteins, prebiotics and EPA &amp; DHA helps support digestive health</li> <li>A high energy content allows a reduction in meal volume and a decreased intestinal load</li> <li>Eicosapentaenoic and docosahexaenoic acids help protect against inflammatory responses within the gastrointestinal tract</li> <li>A precise blend of antioxidants helps support a healthy immune system</li> </ul>		 8.8 lb  22 lb	 13.6 oz	i/d	EN	Intestinal Plus
			 8.8 lb	 5.8 oz	i/d	EN	Intestinal Plus
	<b>Acute and Chronic Gastroenteritis in Puppies</b> <ul style="list-style-type: none"> <li>A combination of highly digestible proteins, prebiotics and EPA &amp; DHA helps support digestive health</li> <li>Formulated to fulfill the nutritional needs of growing puppies</li> <li>A high energy content allows a reduction in meal volume and a decreased intestinal load</li> <li>Kibbles rehydrate easily in warm water to increase palatability and facilitate food intake</li> </ul>		 8.8 lb		i/d	EN	Intestinal Plus Puppy
 8.8 lb  22 lb				i/d	EN	Intestinal Plus	
<b>Acute and Chronic Gastroenteritis in Dogs and Cats prone to obesity</b> <ul style="list-style-type: none"> <li>A combination of highly digestible proteins, prebiotics and EPA &amp; DHA helps support digestive health</li> <li>A reduced calorie content helps support healthy body condition in spayed/neutered dogs and cats or those with a tendency to be or become overweight</li> <li>Eicosapentaenoic and docosahexaenoic acids help protect against inflammatory responses within the gastrointestinal tract</li> <li>A precise blend of antioxidants helps support a healthy immune system</li> </ul>		 8.8 lb  22 lb		i/d	EN	Intestinal Plus	
		 7.7 lb	 3 oz	i/d	EN	Intestinal Plus	
<b>Pancreatitis, Exocrine Pancreatic Insufficiency, Lymphangiectasia, and Hyperlipidemia</b> <ul style="list-style-type: none"> <li>A combination of highly digestible proteins, prebiotics and EPA &amp; DHA helps support digestive health</li> <li>A low fat concentration, while providing a maintenance energy level, helps dogs with difficulties in digesting fat</li> <li>Balanced fiber content ensures high digestibility, nutrient absorption, and limited colonic fermentation</li> <li>A precise blend of antioxidants helps support a healthy immune system</li> </ul>		 6.6 lb  17.6 lb  28.6 lb	 13.6 oz	i/d Low Fat GI Restore			
HEPATIC <b>HEPATIC™</b>	<b>Liver Failure, Portosystemic Shunts, and Disorders of Copper Metabolism</b> <ul style="list-style-type: none"> <li>Low level of copper to help minimize its accumulation in liver cells</li> <li>High energy density helps reduce the amount of food given per meal</li> <li>A precise blend of antioxidants helps support a healthy immune system</li> </ul>		 7.7 lb  26.4 lb	 14.4 oz	l/d		
			 8.8 lb		l/d		
JOINT SUPPORT <b>MOBILITY SUPPORT JS®</b>	<b>Degenerative Joint Disease</b> <ul style="list-style-type: none"> <li>Made with a patented process to ensure delivery of New Zealand green mussel in the finished pet food</li> <li>A precise blend of antioxidants help support a healthy immune system</li> <li>EPA and DHA help support healthy joints</li> </ul>		 6.6 lb  17.6 lb		j/d	JM	Joint Plus
			 8.8 lb		j/d		
<b>MOBILITY SUPPORT JS® LARGE BREED</b>	<b>Degenerative Joint Disease in Large Breed Dogs (over 55 lbs)</b> <ul style="list-style-type: none"> <li>All the features and benefits of MOBILITY SUPPORT JS®</li> <li>Specially designed kibble shape, size, and texture adapted for a large breed dog's jaws and teeth</li> </ul>		 7.7 lb  26.4 lb				
RENAL <b>RENAL MP® MODIFIED (canine)</b>	<b>Early Stage Chronic Kidney Disease (in dogs under 55 lbs) and All Stages Of Chronic Kidney Disease (in dogs over 55 lbs)</b> <ul style="list-style-type: none"> <li>Restricted phosphorus is essential in the management of kidney disease</li> <li>Moderately restricted levels of high biological value protein</li> <li>High energy density utilizing dietary fat to improve palatability and reduce feeding volumes in inappetent pets</li> <li>Moderately restricted sodium levels</li> </ul>		 6 lb  16.5 lb	 13.6 oz	k/d g/d	NF	Renal Plus
			 5.5 lb  16 lb	 13.6 oz	k/d	NF	
<b>RENAL LP® MODIFIED (canine)</b>	<b>Late Stage Chronic Kidney Disease (in dogs under 55 lbs) and Acute Renal Failure</b> <ul style="list-style-type: none"> <li>Restricted phosphorus is essential in the management of kidney disease</li> <li>Restricted levels of high biological value protein</li> <li>High energy density utilizing dietary fat to improve palatability and reduce feeding volumes in inappetent pets</li> <li>Moderately restricted sodium levels</li> <li>Enhanced potassium levels</li> </ul>		 5.5 lb  16 lb	 13.6 oz	k/d	NF	

\* S/O Index only applies to can diet  
 \*\* Indication for growth only applies to can diet





















Diet Name	Indications, Features and Benefits	Additional Benefits	Dry Diet	Wet Diet	Hill's®	Purina®	Iams®	
<b>RENAL</b> <b>RENAL LP® MODIFIED (feline)</b>	<b>Chronic Kidney Disease</b> <ul style="list-style-type: none"> <li>Restricted phosphorus is essential in the management of kidney disease</li> <li>Restricted levels of high biological value protein</li> <li>Reduced levels of sodium</li> <li>Different protein availability for finicky patients</li> </ul>		 12 oz 2.5 lb 3 lb 7 lb	 3 oz 6 oz	k/d	NF	Renal Plus	
<b>RECOVERY</b> <b>RECOVERY RS™</b>	<b>Nutritional Support During Critical Illness and Post-Surgical Care</b> <ul style="list-style-type: none"> <li>High energy density utilizing dietary fat to improve palatability and reduce feeding volumes in inappetent pets</li> <li>Optimal texture to facilitate syringe and tube feeding without the need to dilute</li> <li>Exceptional palatability to stimulate the appetite of sick pets</li> <li>Enriched with EPA and DHA to help modulate inflammatory reactions</li> </ul>	 GROWTH  GROWTH		 CANINE 5.8 oz  FELINE 5.8 oz	a/d		Maximum-Calorie Plus	
<b>STRESS MANAGEMENT</b> <b>CALM™</b>	<b>Physiological Reactions to Stress</b> <ul style="list-style-type: none"> <li>Contains hydrolyzed milk protein and tryptophan, an amino acid involved in balanced serotonin metabolism</li> <li>Precise amounts of B vitamins and amino acids help maintain the skin's natural barrier effect</li> <li>Specific nutrient blend to help regulate intestinal transit and to help support the digestive flora</li> </ul>	 S/O INDEX  S/O INDEX	 CANINE 4.4 lb 8.8 lb  FELINE 4.4 lb 8.8 lb					
<b>URINARY</b>	<b>URINARY SO®</b>	<b>Dissolution of Pure Struvite Uroliths and Prevention of Struvite, Calcium Oxalate, and Brushite Uroliths</b> <ul style="list-style-type: none"> <li>Effectively dissolves pure struvite uroliths</li> <li>Promotes the production of urine undersaturated for struvite (RSS&lt;1)</li> <li>Promotes the production of urine metastable for calcium oxalate</li> <li>Formulated to increase urine volume and dilution</li> <li>Reduced level of magnesium, a natural component of struvite stones</li> </ul>	 S/O INDEX  S/O INDEX	 CANINE 6.6 lb 17.6 lb 25.3 lb  CANINE 13.6 oz  FELINE 7.7 lb 17.6 lb  FELINE 3 oz 5.8 oz	s/d c/d	UR	Urinary S Plus Urinary O Plus	
	<b>URINARY SO® MODERATE CALORIE</b>	<b>Dissolution of Pure Struvite Uroliths and Prevention of Struvite, Calcium Oxalate, and Brushite Uroliths in Dogs and Cats Prone to Weight Gain</b> <ul style="list-style-type: none"> <li>All the features and benefits of canine and feline URINARY SO</li> <li>Fewer calories and lower fat than canine and feline URINARY SO</li> </ul>	 S/O INDEX  S/O INDEX	 CANINE 7.7 lb 17.6 lb  FELINE 3.3 lb 6.6 lb 17.6 lb  FELINE 3 oz	13 oz	s/d c/d	UR	Urinary S Plus Urinary O Plus
	<b>URINARY SO® OLFACTORY ATTRACTION</b>	<b>Dissolution of Pure Struvite Uroliths and Prevention of Struvite, Calcium Oxalate, and Brushite Uroliths in Picky Cats</b> <ul style="list-style-type: none"> <li>All the features and benefits of feline URINARY SO</li> <li>Aromatic flavor profile helps to stimulate the individual preferences of cats attracted by specific aromas</li> </ul>	 S/O INDEX	 FELINE 12 oz 7.7 lb				
	<b>URINARY SO® SMALL DOG</b>	<b>Dissolution of Pure Struvite Uroliths and Prevention of Struvite, Calcium Oxalate, and Brushite Uroliths in Small Dogs (under 22 lbs)</b> <ul style="list-style-type: none"> <li>All the features and benefits of URINARY SO</li> <li>Contains nutrients to support oral health</li> </ul>	 S/O INDEX	 CANINE 8.8 lb				
	<b>URINARY UC™ LOW PURINE</b>	<b>Prevention of Urate and Cystine Urolithiasis</b> <ul style="list-style-type: none"> <li>Low purine proteins combined with the production of alkaline urine help to reduce the risk of urate stones</li> <li>Moderate quantities of high quality proteins and controlled methionine and cystine levels help to reduce the formation of cystine stones</li> </ul>		 CANINE 18 lb		u/d		
<b>WEIGHT</b>	<b>CALORIE CONTROL</b>	<b>Weight Loss in Overweight or Obese Adult Cats</b> <ul style="list-style-type: none"> <li>Low fiber, controlled energy and increased protein for effective weight loss</li> <li>High protein content to ensure maintenance of lean body mass during weight loss</li> <li>Increased essential nutrients relative to energy to ensure nutrient requirements are met during weight loss</li> <li>Contains L-carnitine to facilitate weight loss and maintain lean body mass</li> </ul>	 S/O INDEX	 FELINE 6.6 lb 15.4 lb  FELINE 3 oz 5.8 oz	m/d	OM	Weight Loss Weight Control D	
	<b>CALORIE CONTROL CC® HIGH FIBER</b>	<b>Weight Loss in Overweight or Obese Adult Cats</b> <ul style="list-style-type: none"> <li>Increased fiber, controlled energy for effective weight loss</li> <li>Soluble and insoluble fibers to optimize gastrointestinal motility and improve satiety</li> <li>Increased essential nutrients relative to energy to ensure nutrient requirements are met during weight loss</li> <li>Contains L-carnitine to facilitate weight loss and maintain lean body mass</li> </ul>		 FELINE 6 oz	r/d w/d			
	<b>SATIETY SUPPORT WEIGHT MANAGEMENT</b>	<b>Weight Loss in Overweight or Obese Adult Dogs or Cats</b> <ul style="list-style-type: none"> <li>Special blend of fibers helps promote satiety and reduce the spontaneous consumption of food</li> <li>High protein content helps ensure maintenance of lean body mass during weight loss</li> <li>Increased essential nutrients to ensure nutrient requirements are met during weight loss</li> <li>Nutrients help support healthy bones and joints placed under stress by excess body weight</li> </ul>	 S/O INDEX	 CANINE 7.7 lb 17.6 lb 26.4 lb  FELINE 12 oz 7.7 lb 18.7 lb	13.4 oz	Metabolic Advanced Weight Solution		
	<b>SATIETY SUPPORT SMALL DOG</b>	<b>Weight Loss in Overweight or Obese Adult Small Dogs (Target weight under 22 lbs)</b> <ul style="list-style-type: none"> <li>Special blend of fibers helps promote satiety and reduce the spontaneous consumption of food</li> <li>High protein content helps ensure maintenance of lean body mass during weight loss</li> <li>Contains nutrients to support oral health</li> </ul>	 S/O INDEX	 CANINE 6.6 lb				

† RENAL LP® MODIFIED-C available in 12 oz, 2.5 lb and 7 lb bags. RENAL LP® MODIFIED-P available in 3 lb and 7 lb bags.

CANINE

	Diet Name	Indications and Features	Additional Benefits	Dry Diet	Wet Diet
GROWTH	DEVELOPMENT PUPPY	Growth		 8.8 lb 22 lb	 13.6 oz
	DEVELOPMENT PUPPY SMALL DOG	Small breed puppies (adult weight up to 22 lbs) up to 10 months old or until spay/neuter		 4.4 lb 8.8 lb	
	DEVELOPMENT PUPPY LARGE DOG	Large breed puppies (adult weight over 55 lbs)		 26.4 lb	
ADULTHOOD	WEIGHT CONTROL	Healthy adult dogs with a tendency to be overweight		 7.7 lb 17.6 lb	 13.6 oz
	WEIGHT CONTROL SMALL DOG	Healthy, small breed adult dogs (up to 22 lbs) over 10 months of age, with a tendency to be overweight		 7.7 lb	
	WEIGHT CONTROL LARGE DOG	Healthy, large breed adult dogs (over 55 lbs), with a tendency to be overweight		 24.2 lb	
	ADULT	Healthy adult dogs		 8.8 lb 22 lb	 13.6 oz
	ADULT SMALL DOG	Small breed adult dogs (up to 22 lbs) over 10 months of age		 8.8 lb 20.9 lb	
	ADULT LARGE DOG	Large breed adult dogs (over 55 lbs)		 26.4 lb	
	DENTAL	To help reduce the formation of plaque and calculus in healthy adult dogs		 7.7 lb 17.6 lb	
DENTAL SMALL DOG	To help reduce the formation of plaque and calculus in healthy adult small dogs (up to 22 lbs)		 8.8 lb		
MATURITY	MATURE CONSULT	Healthy senior dogs		 8.8 lb 19.8 lb	 13.6 oz
	MATURE CONSULT SMALL DOG	Healthy, small breed senior dogs (up to 22 lbs)		 7.7 lb	
TREATS	TREATS	Healthy adult dogs		 500 g	

FELINE

GROWTH	DEVELOPMENT KITTEN	Growth		 12 oz 3.3 lb	 5.8 oz
ADULTHOOD	WEIGHT CONTROL	Healthy adult cats with a tendency to be overweight		 3.3 lb 7.7 lb 17.6 lb	 5.8 oz
	ADULT	Healthy adult cats		 4.4 lb 9.9 lb 22 lb	 5.8 oz
	DENTAL	To help reduce the formation of plaque and calculus in healthy adult cats		 12 oz 3.3 lb 7.7 lb	
MATURITY	MATURE CONSULT	Mature cats over 7 years old without obvious signs of aging		 8.8 lb 22 lb	 5.8 oz
	MATURE CONSULT MODERATE CALORIE	Mature cats over 7 years old with a tendency to be overweight		 8.8 lb 19.8 lb	
	SENIOR CONSULT	Mature cats over 7 years old showing obvious signs of aging		 7.7 lb	 5.8 oz
TREATS	FELINE TREATS	Healthy adult cats		 125 g	

\* S/O Index only applies to can diet

Royal Canin Order Services

1.888.213.4486 • <https://gateway.royalcanin.us> • 24 hours a day, seven days a week